

Hi-MO 4m

LR4-60HIH 365~385M

- Suitable for distributed projects
- Advanced module technology delivers superior module efficiency
 - M6 Gallium-doped Wafer
 - 9-busbar Half-cut Cell
- Excellent outdoor power generation performance
- High module quality ensures long-term reliability



12-year Warranty for
Materials and Processing



25-year Warranty for Extra
Linear Power Output

Complete System and Product Certifications

IEC 61215, IEC 61730, UL 61730

ISO9001:2015: ISO Quality Management System

ISO14001: 2015: ISO Environment Management System

ISO45001: 2018: Occupational Health and Safety

TS62941: Guideline for module design qualification and type approval

LONGI



21.1%
MAX MODULE
EFFICIENCY

0~3%
POWER
TOLERANCE


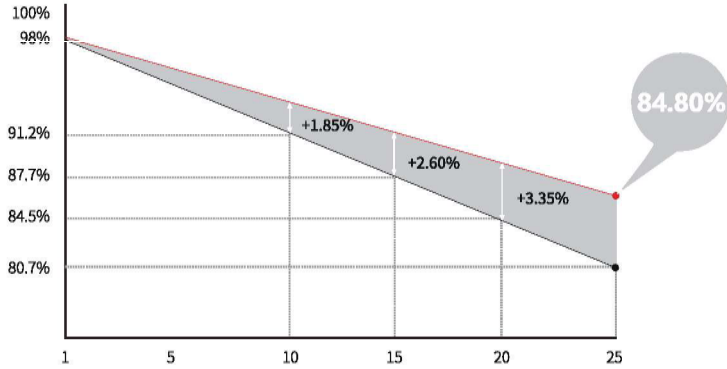
<2%
FIRST YEAR
POWER DEGRADATION

0.55%
YEAR 2-25
POWER DEGRADATION

HALF-CELL
Lower operating temperature

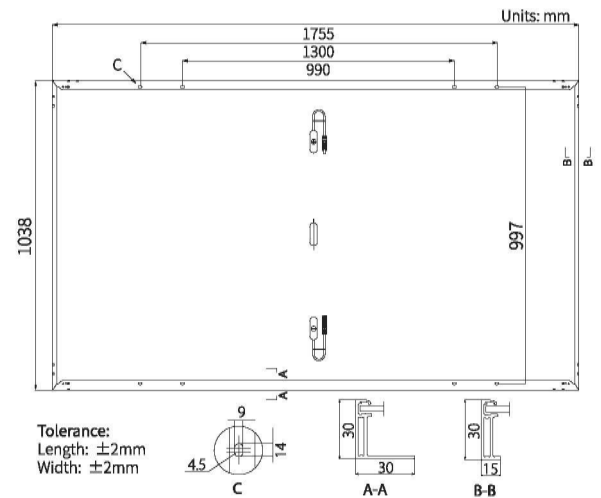
Additional Value

25-Year Power Warranty



Mechanical Parameters

Cell Orientation	120 (6×20)
Junction Box	IP68, three diodes
Output Cable	4mm ² , 1200mm
Connector	MC4 EVO2
Glass	Single glass, 3.2mm coated tempered glass
Frame	Anodized aluminum alloy frame
Weight	19.5kg
Dimension	1755×1038×30mm
Packaging	36pcs per pallet / 216pcs per 20' GP / 936pcs per 40' HC



Electrical Characteristics

STC: AM1.5 1000W/m² 25°C

NOCT: AM1.5 800W/m² 20°C 1m/s

Test uncertainty for P_{max}: ±3%

Module Type	LR4-60HIH-365M		LR4-60HIH-370M		LR4-60HIH-375M		LR4-60HIH-380M		LR4-60HIH-385M	
	STC	NOCT	STC	NOCT	STC	NOCT	STC	NOCT	STC	NOCT
Testing Condition	STC	NOCT	STC	NOCT	STC	NOCT	STC	NOCT	STC	NOCT
Maximum Power (P _{max} /W)	365	274.2	370	277.9	375	281.7	380	285.5	385	289.2
Open Circuit Voltage (V _{oc} /V)	40.7	38.3	40.9	38.5	41.1	38.6	41.3	38.8	41.5	39.0
Short Circuit Current (I _{sc} /A)	11.43	9.27	11.52	9.34	11.60	9.41	11.69	9.48	11.77	9.54
Voltage at Maximum Power (V _{mp} /V)	34.2	31.8	34.4	32.0	34.6	32.2	34.8	32.4	35.0	32.6
Current at Maximum Power (I _{mp} /A)	10.68	8.61	10.76	8.68	10.84	8.75	10.92	8.81	11.00	8.88
Module Efficiency(%)	20.0		20.3		20.6		20.9		21.1	

Operating Parameters

Operational Temperature	-40°C ~ +85°C
Power Output Tolerance	0 ~ 3%
V _{oc} and I _{sc} Tolerance	±3%
Maximum System Voltage	DC1500V (IEC/UL)
Maximum Series Fuse Rating	20A
Nominal Operating Cell Temperature	45±2°C
Protection Class	Class II
Fire Rating	UL type 1 or 2 IEC Class C

Mechanical Loading

Front Side Maximum Static Loading	5400Pa
Rear Side Maximum Static Loading	2400Pa
Hailstone Test	25mm Hailstone at the speed of 23m/s

Temperature Ratings (STC)

Temperature Coefficient of I _{sc}	+0.050%/°C
Temperature Coefficient of V _{oc}	-0.265%/°C
Temperature Coefficient of P _{max}	-0.340%/°C