


AXN-P6T SERIES

210 – 235 WATT HIGH QUALITY POLY-CRYSTALLINE PV MODULES

AUXIN SOLAR[®]

Using automated production lines, top of the line solar cells and materials complying to highest industry standards, Auxin Solar provides a complete set of poly and mono-crystalline PV modules ranging from **10W to 315W**.

Auxin Solar offers panels for use in small off-grid systems to the largest on-grid solar farms. Panels are tested and qualified for the severest weather conditions.



FEATURES	BENEFITS
Solar cell efficiency over 16.1%	Generate more energy per square meter
Protective, Bypass diodes	Avoids effect of partial shading
Factory equipped weatherproof junction box Waterproof (UL94, V-O) connector Anodized aluminum frame 24v system	Flawless operation in wet weather and marine applications Perfect for GRID applications
White tempered glass EVA resin Weather proof film Anodized aluminum frame	Resilient to harsh weather conditions
Highest standards in manufacturing and design quality Cleanroom-like production line ISO9001:2008	Optimal panel performance Long term product performance

QUALITY ASSURANCE

- Backed by liability insurance
- Salt Mist Corrosion Certified
- Wind Resistance Load: 6000Pa
- ISO9001:2008

- Electrical insulation test
- Outdoor exposure test
- Hot spot endurance test
- UV exposure IEC61345
- Thermal cycling
- Humidity freeze
- Damp heat test
- Robustness of termination test
- Wet leakage current test
- Mechanical load test
- Hail impact test
- Bypass diode thermal test

INVESTMENT PROTECTION

- 5 years product workmanship guarantee
- 12 years 90% power output warranty
- 25 years 80% power output warranty



- Qualified, IEC 61215
- Safety tested, IEC 61730
- Periodic Inspection

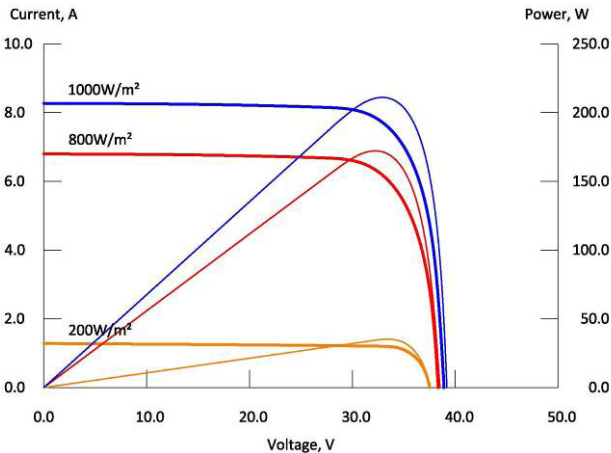
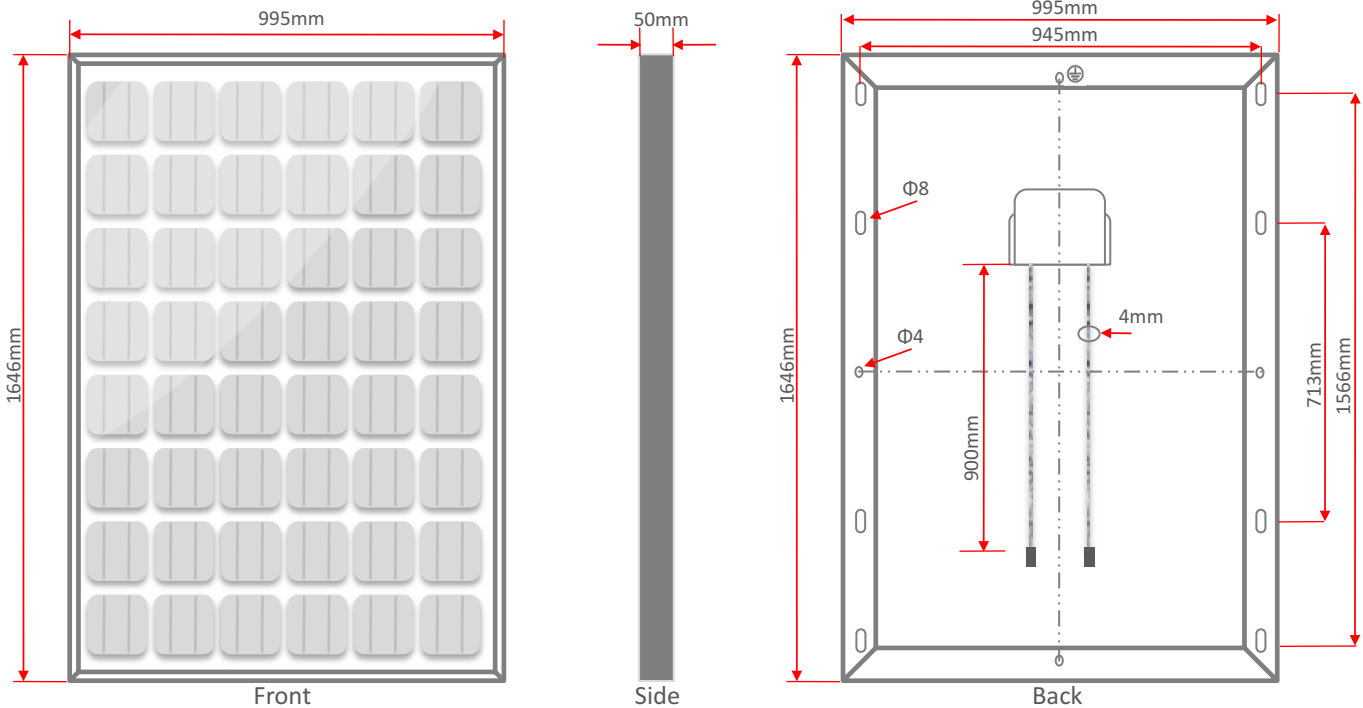


Specifications subject to change without notice.



AXN-P6T SERIES

Electrical Characteristics	AXN-P6T210	AXN-P6T215	AXN-P6T220	AXN-P6T225	AXN-P6T230	AXN-P6T235
Maximum Power [W]	210	215	220	225	230	235
Tolerance	+ 3%					
Open circuit Voltage [V]	35.94	36.00	36.06	36.42	36.60	36.72
Short circuit Current [A]	7.60	7.83	7.95	8.10	8.17	8.23
Maximum Power Voltage [V]	29.64	29.94	30.12	30.36	30.48	30.60
Maximum Power Current [A]	7.09	7.18	7.30	7.41	7.55	7.68
Solar Cell Efficiency [%]	14.37	14.87	15.12	15.62	15.87	16.12
Series Fuse Rating [A]	15					
Terminal Box Protection Code	IP65					
Maximum System Voltage [V]	DC1000(IEC), DC600(UL)					
Operating Temperature [C]	-40 to 85					
Number of cells	60 (6" Poly)					



Current & Voltage Power & Voltage

Mechanical Characteristics	
Frame	Anodized Aluminum
Dimension (L x W x D)	64.80" x 39.17" x 1.97" / 1646mm x 995mm x 50mm
Weight/pc	20.0kg/44.1lbs
Packing	10pcs/carton
Loading/container	240pcs/20ft; 560/40ft
Maximum wind load	6000 Pa

Temperature Coefficients		Standard Test Conditions (STC)	
NOCT	44.9±0.1°C	Irradiance	1000W/m²
Short circuit current	+0.06%/C	Module Temperature	25 °C
Open circuit voltage	-0.15%/C	AM	1.5
Max power output	-0.45%/C		

Specifications subject to change without notice.