

HIPro Series

120-CELL HALF CUT MONOCRYSTALLINE SOLAR MODULE

325-345 Watt

STPXXXS - A60/Wnhm
STPXXXS - A60/Wfhm



Features



High power output

Compared to normal module, the power output can increase 5W-10W



Suntech current sorting process

System output maximized by reducing mismatch losses up to 2% with modules sorted & packaged by amperage



Excellent weak light performance

More power output in weak light condition, such as haze, cloudy, and morning



Lower operating temperature

Lower operating temperature and temperature coefficient increases the power output



Extended load tests

Module certified to withstand front side maximum static test load (5400 Pascal) and rear side maximum static test loads (3800 Pascal) *



Withstanding harsh environment

Reliable quality leads to a better sustainability even in harsh environment like desert, farm and coastline

Certifications and standards:
IEC 61215, IEC 61730, conformity to CE




Trust Suntech to Deliver Reliable Performance Over Time


- World-class manufacturer of crystalline silicon photovoltaic modules
- Unrivaled manufacturing capacity and world-class technology
- Rigorous quality control meeting the highest international standards: ISO 9001, ISO 14001 and ISO17025
- Regular independently checked production process from international accredited institute/company
- Long-term reliability tests
- 2 × 100% EL inspection ensuring defect-free modules

Special Cell Design

The unique cell design leads to reduced electrodes resistance and smaller current, thus enables higher fill factor. Meanwhile, it can reduce losses of mismatch and cell wear, and increase total reflection.

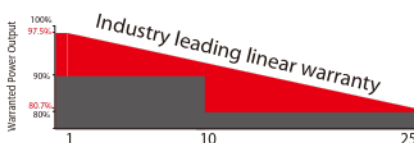


5 BB



9 BB

Industry-leading Warranty based on nominal power



- 97.5% in the first year, thereafter, for years two (2) through twenty-five (25), 0.7% maximum decrease from MODULE's nominal power output per year, ending with the 80.7% in the 25th year after the defined WARRANTY STARTING DATE.***
- 15-year product warranty
- 25-year linear performance warranty

IP68 Rated Junction Box



The Suntech IP68 rated junction box ensures an outstanding waterproof level, supports installations in all orientations and reduces stress on the cables. High reliable performance, low resistance connectors ensure maximum output for the highest energy production.

* Please refer to Suntech Standard Module Installation Manual for details. **WEEE only for EU market.
*** Please refer to Suntech Product Warranty for details.
made In China & Vietnam

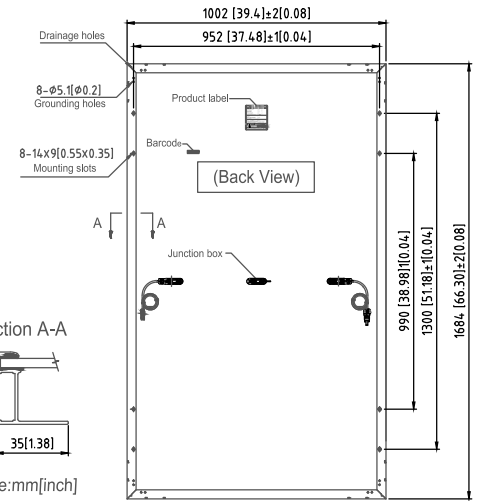
Electrical Characteristics

STC	STPXXXS-A60/Wnhm & STPXXXS-A60/Wfhm				
Maximum Power at STC (Pmax)	345 W	340 W	335 W	330 W	325 W
Optimum Operating Voltage (Vmp)	35.3 V	35.1 V	34.9 V	34.7 V	34.5 V
Optimum Operating Current (Imp)	9.78 A	9.68 A	9.60 A	9.52 A	9.43 A
Open Circuit Voltage (Voc)	41.3 V	41.1 V	40.9 V	40.7 V	40.5 V
Short Circuit Current (Isc)	10.37 A	10.29 A	10.21 A	10.13 A	10.04 A
Module Efficiency	20.4%	20.1%	19.8%	19.5%	19.2%
Operating Module Temperature	-40 °C to +85 °C				
Maximum System Voltage	1000 V DC (IEC)				
Maximum Series Fuse Rating	20 A				
Power Tolerance	0/+5 W				

STC: Irradiance 1000 W/m², module temperature 25 °C, AM=1.5;
Tolerance of Pmax is within +/- 3% and tolerances of Voc and Isc are within +/- 5%.

NMOT	STPXXXS-A60/Wnhm & STPXXXS-A60/Wfhm				
Maximum Power at NMOT (Pmax)	259.3 W	255.5 W	252.1 W	248.6 W	244.9 W
Optimum Operating Voltage (Vmp)	32.5 V	32.3 V	32.1 V	31.9 V	31.7 V
Optimum Operating Current (Imp)	7.98 A	7.92 A	7.85 A	7.79 A	7.72 A
Open Circuit Voltage (Voc)	38.7 V	38.5 V	38.3 V	38.1 V	37.9 V
Short Circuit Current (Isc)	8.37 A	8.31 A	8.24 A	8.18 A	8.11 A

NMOT: Irradiance 800 W/m², ambient temperature 20 °C, AM=1.5, wind speed 1 m/s.



Temperature Characteristics

Nominal Module Operating Temperature (NMOT)	42 ± 2 °C
Temperature Coefficient of Pmax	-0.37%/°C
Temperature Coefficient of Voc	-0.304%/°C
Temperature Coefficient of Isc	0.050%/°C

Mechanical Characteristics

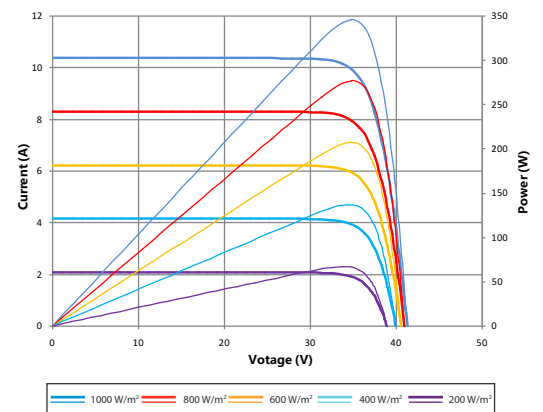
Solar Cell	Monocrystalline silicon 158.75 mm
No. of Cells	120 (6 × 20)
Dimensions	1684 × 1002 × 35 mm (66.3 × 39.4 × 1.4 inches)
Weight	19.0 kgs (41.9 lbs.)
Front Glass	3.2 mm (0.13 inches) tempered glass
Frame	Anodized aluminium alloy
Junction Box	IP68 rated (3 bypass diodes)
Output Cables	4.0 mm ² , Portrait: (-)350 mm and (+)160 mm in length Landscape: (-)1200 mm and (+)1200 mm in length or customized length
Connectors	Genuine MC4, TL-Cable01
Fire Class Rating	C in accordance with UL 790

Packing Configuration

Container	20' GP	40' HC
Pieces per pallet	31	31
Pallets per container	6	26
Pieces per container	186	806
Packaging box dimensions	1736 × 1130 × 1166 mm	
Packaging box weight	625 kg	

Information on how to install and operate this product is available in the installation instruction. All values indicated in this data sheet are subject to change without prior announcement. The specifications may vary slightly. All specifications are in accordance with standard EN 50380. Color differences of the modules relative to the figures as well as discolorations of/in the modules which do not impair their proper functioning are possible and do not constitute a deviation from the specification.

Current-Voltage & Power-Voltage Curve (345S)



Dealer information

